



## Exchanging the Books Online

---

Anjali Varkuti

EasyChair preprints are intended for rapid dissemination of research results and are integrated with the rest of EasyChair.

August 12, 2021

# Exchanging the Books Online

## Anjali Varkuti, B18CS168

### Kakatiya Institute of Technology and Science, Warangal

**Abstract**—Exchanging the Books Online is a web portal which can be used to exchange the books Online with free of cost. This System is developed to help the people without wasting the book where the people keeping aside after completion of its use. In this web application any user can register to search the book and obtain the owner's information, the user can put a request to borrow the book, user can accept the requests whom want his/her book and user can add the book, can see the orders when the user kept the requests to the owner, the details will appear in the view orders whether the owner of the book is accepted the request or not. In this web application we exchange the books at anytime and anywhere. In this paper we provide the functional features and details of implementation and working process of our developed system.

**Keywords**-- PHP, MYSQL, WEB BROWSER.

## I. INTRODUCTION

Book swapping or Book Exchange is the process of swapping of books between one person and another. It's common book clubs, families, and coworkers because it offers a free way or low-cost for people to swap books and discover new ones find more about upcoming books and get a new book to read being forces to pay since swaps happen between people, without the use of centralized procurement or warehousing, and without the use of. The practice of students in an institution sharing books is very popular. Buying each and every textbook that a student requires is just not very cost efficient. To a large degree, libraries offer refuge, but they still have drawbacks. And books must be replaced on a regular basis. As a result, the definition book exchanging is steadily gaining popularity.

Many colleges and universities have created online book sharing programmes to help students reduce money on textbooks, and there are a few college book trading programmes. Some colleges create their own programmes, whilst others depend on others. From unaffiliated third-party internet services there are also casual arrangements. Book exchange in which a shelves or box is installed where books can be exchanged. It is possible to leave or start picking up books. The platform is unsupervised and depends on customers quitting and carrying books. This is a common occurrence in youth hostels where visitors stay. May Abandon one book and return with a new one. A few in the unitedkingdom, city centers had unofficial book exchanges. In Kington, one has been set up in a phone box. Magna is a wonderful term. However, in both of the above cases, the trade is customarily. We describe the functionality of our Book Exchange in this

paper. This is a web-based system. We also go into the various technologies used during the software creation. The text of the document is split into the parts below. The second section discusses related systems that have been built in latest days and how they have been used by customers. The suggested solution is defined in section iii. Framework was developed, as well as the features of the system. A framework the development technology is still cutting-edge, briefly defined the findings are discussed in section. Section iv in the graphical form. Snippets of the operating system. Section v concludes the paper and also provides a future scope of the project.

## II. RELATED WORK

The idea of sharing books over the internet is not a novel one. There are some examples of such websites. Book Mooch, a used book sharing site, is a common example. End-users in the capacity of administrators, translators, and content producers. When a consumer gives someone a book, that counts as a gift. The user wins a point and can choose any book from the list. Anyone else who works at Book Mooch once the customer has logged in, To keep collecting books, the recipient must give away at least one book for every five days that he or she receives. Book Mooch's founders benefit from any transaction. When a person can't find a book on Book Mooch , they try to create their own Book Mooch allows you to navigate Amazon and buy a book. User experience there are a number of other blogs that will be launched in the near future . Paperbackswap, ReadItSwapIt, BookCrossing, and Little Free Library are only a few examples.

## III. PROPOSED SYSTEM

In this section, we describe our proposed system and explain the functionality offered by the system.

### *A. Features of Exchanging the Books Online*

In this subsection, we describe the functional features offered by our proposed system in detail. They are as follows

**1) Registration of the Customer:** This module allows the customers to register to web application with user details like "user first name , last name, email, telephone, address, password and remember password". After giving all these details when u click on register button all the details will be store In the test table in anjali database using MYSQL. After the Registration user has to login again with email, password. And after the login, user redirect to the Homepage. Homepage contains "user profile ,Add a Book, Borrow a Book, View requests, view orders".

**2) Viewing Profile:** The registered customer can view his/her profile here. The profile includes the information that the customer provided during registration such as first name, last name, email, telephone, address. After viewing the his/her profile the user can go to main page by clicking the back button which is top-left most.

**3). Add a new book:** The registered customer can add a new book which he/she wants to be exchanged through the online exchange system. When user clicks a button on "Add a Book" user redirect to the web page. In this web page user has to enter the details of book and user. The details of book is the "book's ISBN (International Standard Book Number). Along with the ISBN, the book title, author, edition, publication". after entering all these details when user clicks on add a book button user redirects to seller details page, here user gives the details such as "seller name, email, telephone, address after this all these details will be stored in the book table of anjali database. So that we get a message like u have successfully added a book.

**4). Borrow a book:** Any registered customer can search for a desired book by the title of the book. When user search the book with title name the results will be shown in the table form. The results contains the details such as "book's ISBN, title, author, edition, publication, borrower name, email, telephone, address and request button". When the user clicks on the button which is a particular button of desired book, user get the popup box showing that your request sent successfully. If the desired book is not there in database then it will show the result like no search details found.

**5). view requests:** When a customer searches for a given book with the title, a list of the books with a borrow button against each is displayed. He/she can borrow any of the books. When a customer clicks on the borrow button, the owner receives an entry in his view request list. Here the customer can see who has borrowed his/her book by clicking on the request button. The owner can see the details of the book in the form of the table in that table it contains accept the request button and take the book. After that when the owner of that book click on the accept the request button it will a popup box as u have accepted the requested and the value which is in use and accepted will be updated in book and requestbook table. When owner clicks on take the book the popup box will show as u changed u r accept and the tuple int requestbook will delete which tell indicates it will store the details of book, owner and borrower when keep the request of the book. table where the results of a particular book will be appear when the user search when the status of a particular book is not in use.

**3).View orders:** this will show the books details in the form of table which are requested in that table the status attribute will

be there when the owner of that book is accepted the request then only status will be updated with in use and accepted.

## B. Software requirements of the system

*In this subsection, we give a brief overview of the front end, middle ware and back end used during the development of this project.*

**1). Front end :** The front end was developed using HTML 4.0 where it will be used to create the structure of the web page and CSS(cascading style sheets) is used to design the web page, JavaServer Pages (JSP) is a technology that helps software developers create dynamically generated web pages based on HTML, XML, or other document types. Released in 1999 by Sun Microsystems, JSP is similar to PHP, but it uses the Java programming language.

**2). Back end :** MySQL, a relational database management framework, serves as the system's backend. The MySQL information management system was used to build the whole database. MySQL comes with no graphical user interface (GUI) applications for managing MySQL databases or the data they hold. Users can build and maintain MySQL data using the included command line tools or MySQL "front-ends," which are desktop apps and web applications that create and manage MySQL data.

## RESULTS

The following section provides the illustration of our system in figures. The remaining figures are given at the end of the document.

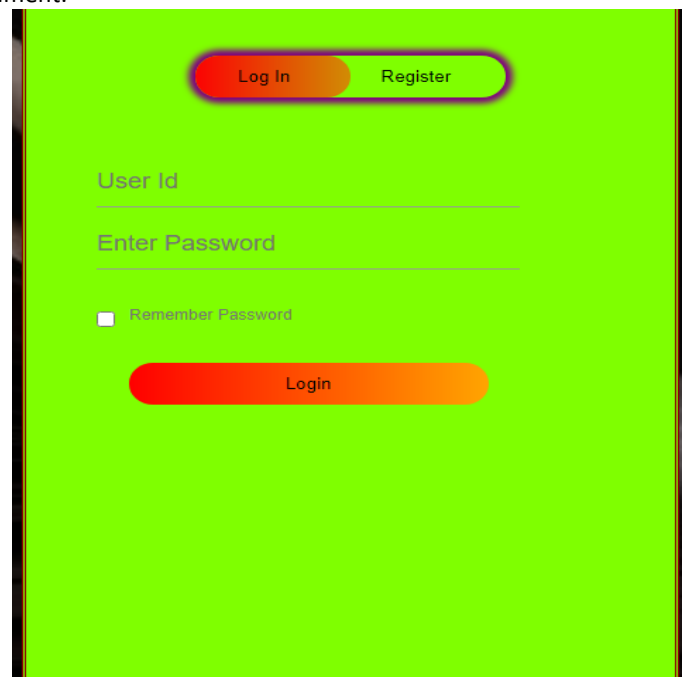


Fig. 1. Login Page for Exchanging the Online Book

## IV. CONCLUSION

We seek in this paper to effectively incorporate the idea of modern book exchange schemes in society. Online exchanging of books is an online web application where the customer can book the books online with free of cost. Through the web browser the customers can search for a book by its title , can keep the request to the seller , can add the books in the database , can view the orders and requests . This is flexible and changes whenever can be made easy. Using the facilities and functionalities of web development like HTML, CSS, JAVASCRIPT, PHP, MYSQL the web application has developed in a neat and simple manner where a customer can understand easily without need of learning anything, thereby reducing the operators work. The speed and accuracy are maintained in proper way. In this web application the user can act as a administrator when he can accepts the requests of the borrowers who want the book from the customer.

## REFERENCES

[1]. Nitya.N.Kulkarni, Pooja Bhat, Arpita Patil, "Online Book Exchange System", 2016.

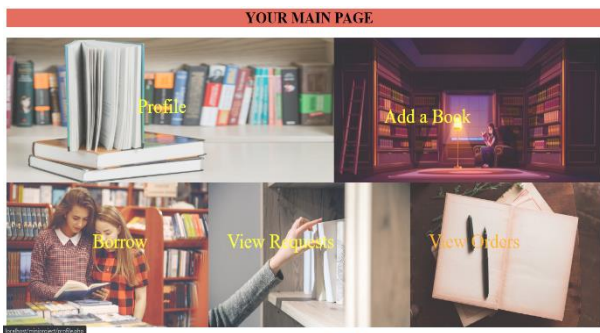


Fig. 2. Main Page for Exchanging the Online Book

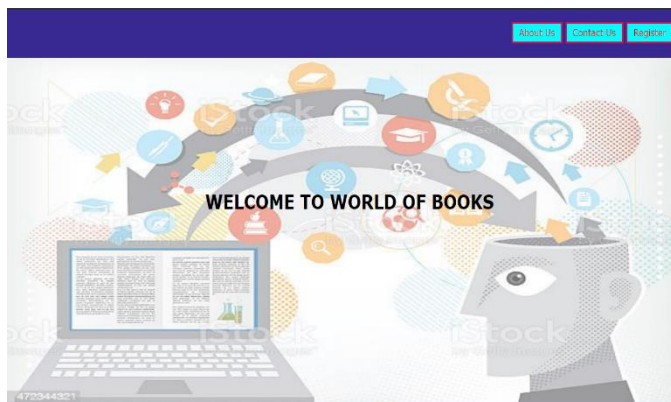


Fig. 3. Home Page for Exchanging the Online Book

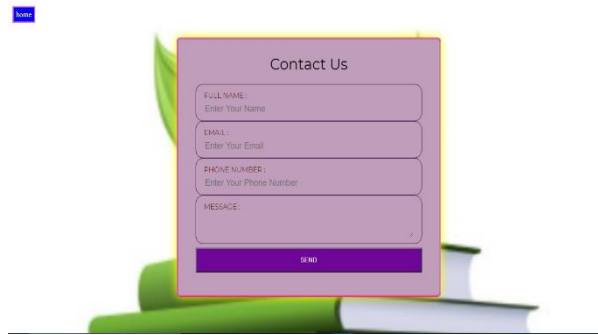


Fig 4. contact us page in Exchanging the books online

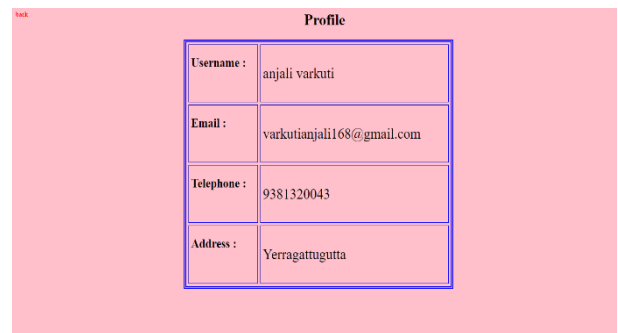


Fig 5. Profile page in Exchanging the books online

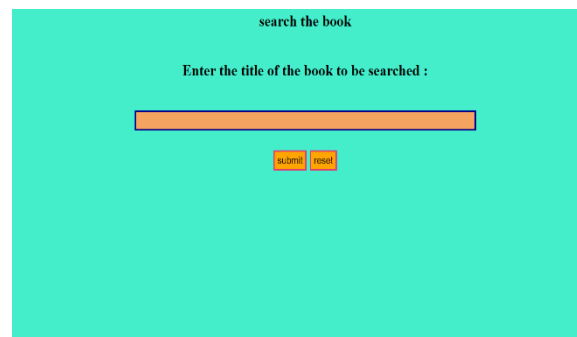


Fig 6. Profile page in Exchanging the books online